

FLEXIBLE MOUNTING SYSTEM SOLUTION

AKCOME FLEXIBLE MOUNTING SYSTEM SOLUTION

PV MOUNTING SYSTEM

Smart Mounting System · Photovoltaic New Value



AKCOME iCross

FLEXIBLE MOUNTING SYSTEM

Part 01

Flexible Mounting System
Technical Development

Part 02

iCross
Product Details

Part 03

iCross
Product Advantages

Part 04

iCross
Product Displays

Part 01

AKCOME iCross Flexible Mounting System

Technical Development


Flexible Mounting System Technical Development




Single-layer Prestressed Cable Structure
Steel Wire Rope

Single-layer Prestressed Cable Structure
Steel Strand


Double Prestressed Cable Truss Structure
Steel Strand



1ST Stage



2nd Stage



At Present

Part 02

AKCOME iCross FLEXIBLE MOUNTING SYSTEM

Product Details


AKCOME iCross FLEXIBLE MOUNTING SYSTEM

Utmost Tenderness Utmost Adamancy




Flat Ground Flexible Mounting System

iCross-F



Mountain Land Flexible Mounting System

iCross-M

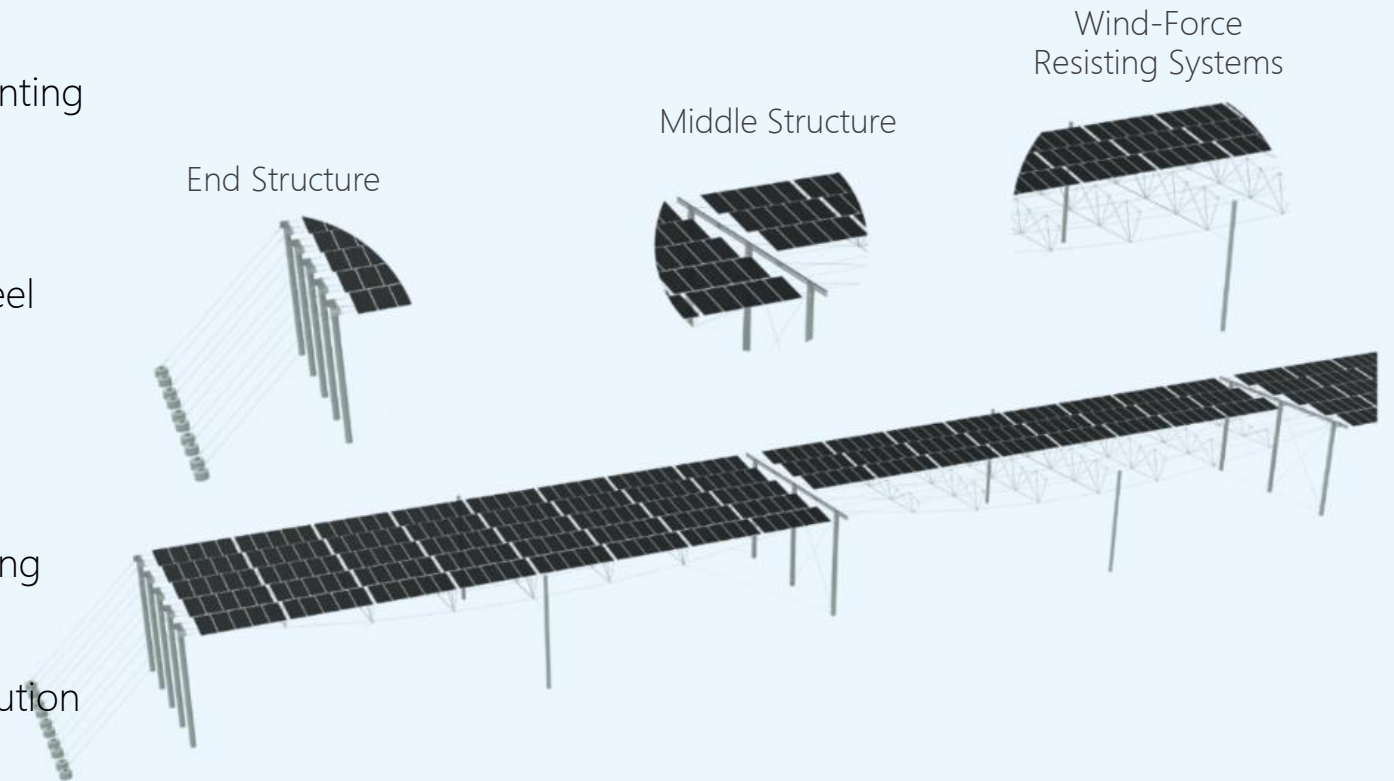


AKCOME iCross Flexible Mounting System

iCross-F Flat Ground Flexible Mounting System



Type	Single-row three-cable flexible mounting system
Structural materials	Hot-dip galvanized/magnesium-aluminum-zinc steel, prestressed steel strand
Basic form	Cast-in-place pile/PHC
Structural span	≤60m
Product advantages	Large span and high clearance, saving up to 60% of basic quantity
Application scenario	Fishery /agriculture-solar hybrid solution

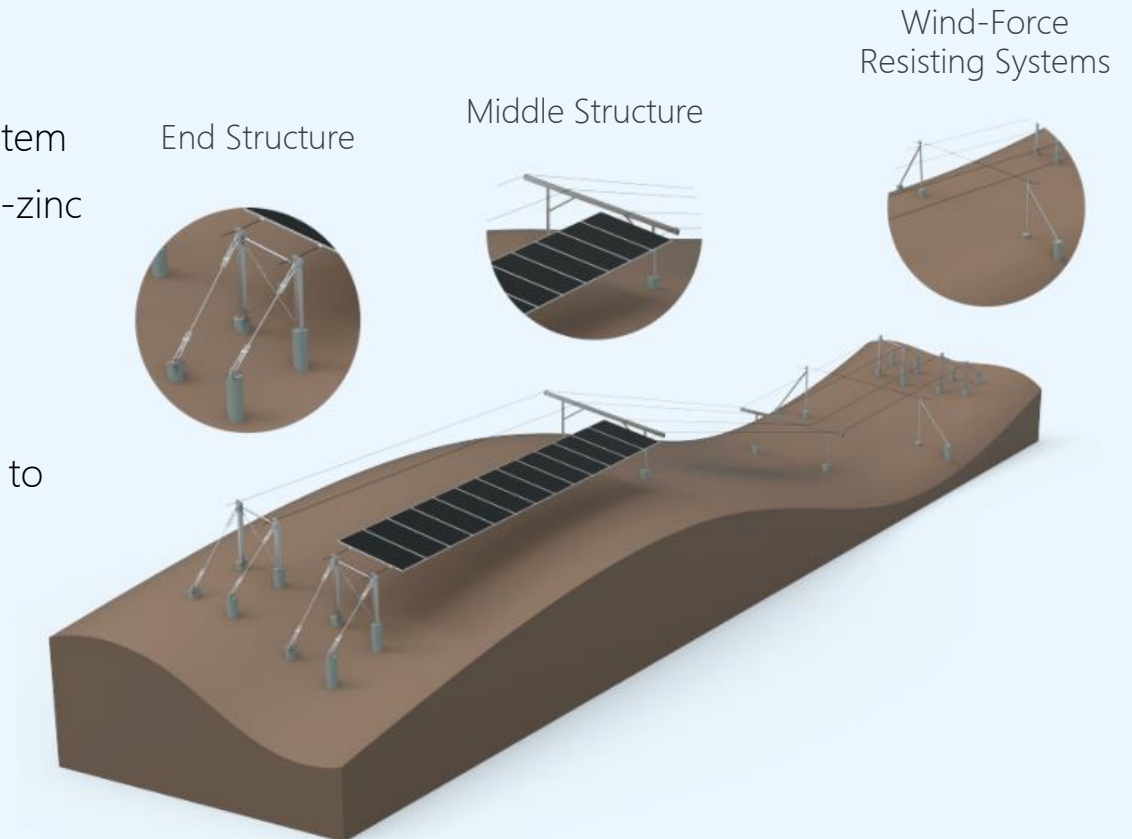


AKCOME iCross FLEXIBLE MOUNTING SYSTEM

iCross-M Mountains Flexible Mounting System



Type	Single-row two-cable flexible mounting system
Structural materials	Hot-dip galvanized/magnesium-aluminum-zinc steel, prestressed steel strand
Basic form	Cast-in-place pile
Structural span	≤25m
Product advantages	Raise the utilization of land area, saving up to 30% of basic quantity
Application scenario	Complex mountainous terrain



Part 03

AKCOME iCross FLEXIBLE MOUNTING SYSTEM

Product Advantages

AKCOME iCross FLEXIBLE MOUNTING SYSTEM

All Application Scenarios Are Covered



Mountainous Complex Terrain

- Save Land Resources (More Than 30%)
- High Terrain Adaptability (Rock, Soil Layer)
- Protect Woodland Landform



Agriculture-Complementary Solar Power Station

- High Headroom
- Protection of Original Landforms



Aquaculture-Complementary Solar Power Station

- Less Amount of Pile Foundation



Other Application Scenarios

- Sewage Treatment Plant
- Span Building Structure

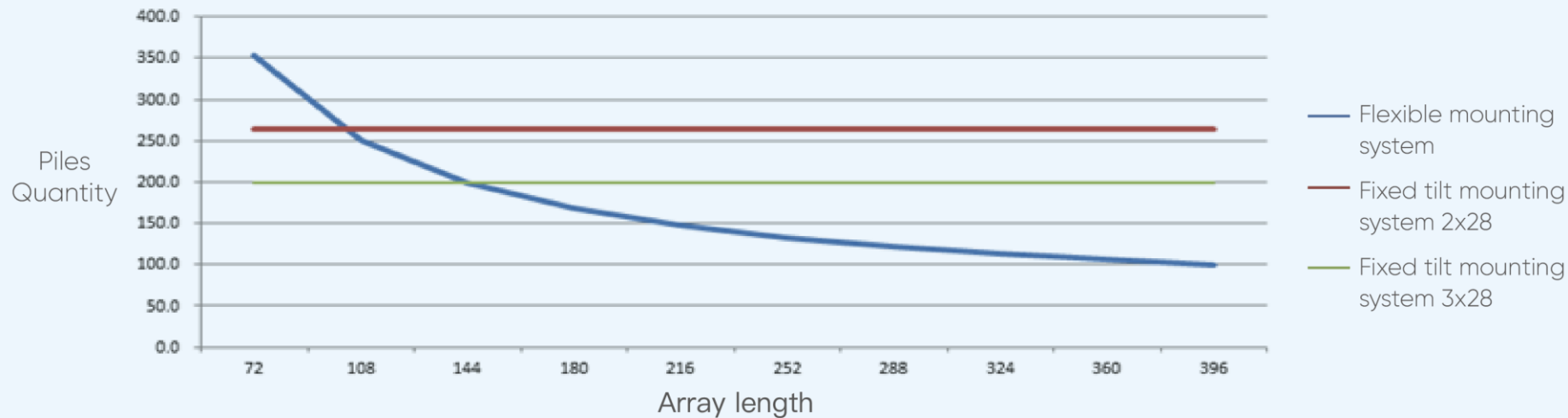


AKCOME iCross-F Product Features



AKCOME flat flexible mounting has three types of products, including two kinds of standard products Span of 20m and 35m, and over 45m super span, which can be applied to the scene with special requirements for span and clear height, such as fishing light, agricultural light, sewage ponds and aquaculture farms.

Comparison of piles quantity for flexible mounting system and fixed tilt mounting system on flat ground



The Maximum Saving of Basic Quantity Is

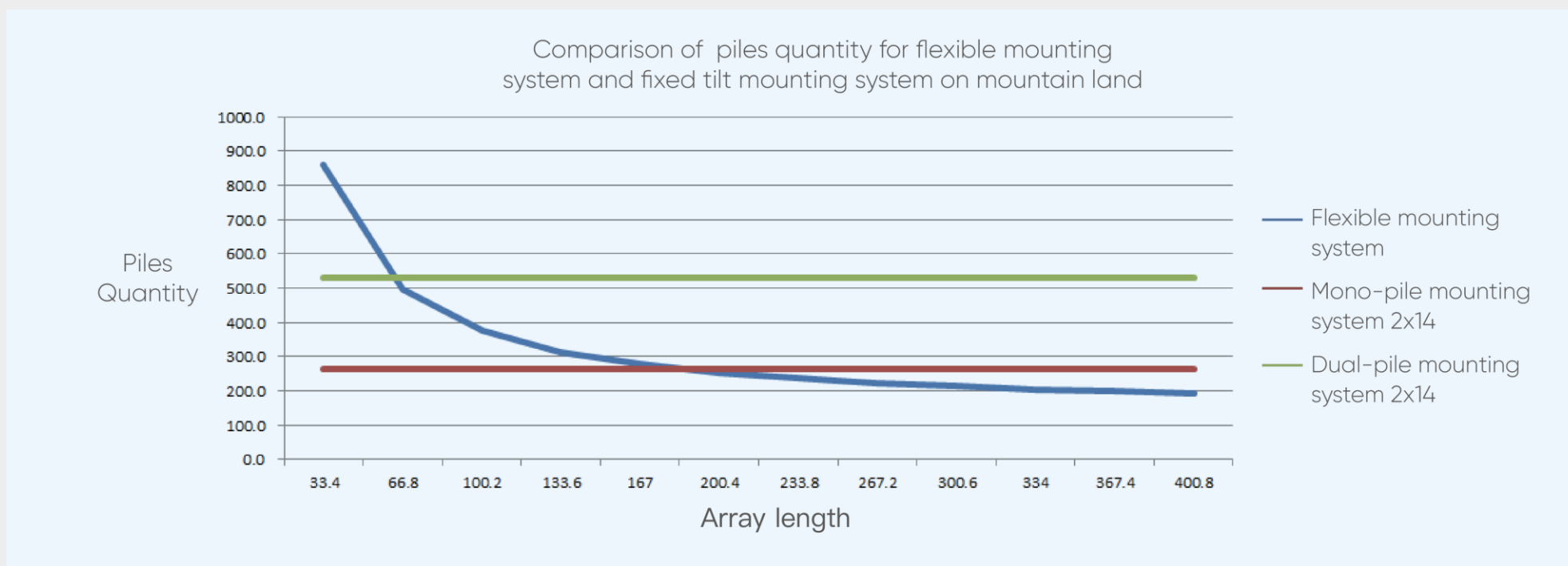
70%

AKCOME iCross-M

Product Features



AKCOME mountain flexible mounting adhere to the span of less than 20m as a standard span design unit, which confluence economic and convenient of construction and installation.



The Maximum Saving of Basic Quantity Is **60%**

Land Use Rate Increased By **30%**

AKCOME iCross FLEXIBLE MOUNTING SYSTEM

Product Advantages



Optional Anticorrosion Schemes
Longer Service Life

✓ High And Low Matching Scheme Is Optional :

C3 And Below Environments

Hot-dip galvanized steel strand

Above C4 Environments

Filled epoxy coating +PE jacket/ GALFAN

GALFAN



Clip Rigging And Epoxy Steel Strand



Lug Rigging And Galvanized Steel Strand



AKCOME iCross FLEXIBLE MOUNTING SYSTEM

Product Advantages



Multidimensional Product Testing And Analysis
Effectively Solve the Problems of Wind Vibration And Hidden Cracks



AKCOME iCross FLEXIBLE MOUNTING
Wind Tunnel Test, Finite Element Simulation Analysis



Single-layer Cable Structure,
Double-layer Cable Structure
Modal Analysis, Wind Vibration Coefficient Analysis, Aerodynamic Instability Analysis

测试报告

编号: 70.407.24.365.01-00
日期: 2024-03-20
页码: 1/21
客户名称: 苏州爱康金属科技有限公司
地址: 张家港市金塘路108号



Choose certainty. Add value.

下列样品由客户提供及确认:

编号	柔性支架型号	组件型号	描述	图片
1#	iCross	TSM-660DEG21.20	双玻组件	
2#		TSM-655DEG21.20		

收样日期: 2024-03-15
测试周期: 2024-03-15~2024-03-20
测试结果: 请见下页

测试总结

测试项目		标准	结果
样品数量	测试项目		
2pcs	预应力钢绞线柔性支架机械循环光伏组件疲劳变形测试/组件隐裂测试	根据客户设计要求	通过

组件隐裂问题研究



图 22 加载试验布置方式

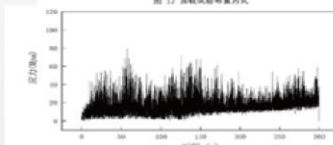
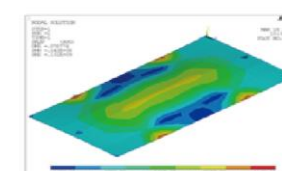



图 26 应力最大处应力时程图





Localization

- More Than 80 Countries And Regions Around The World
- Localized Service Network Coverage
- 1 Hour Response, The Fastest Arrival Within 1 Day



Customization

- According To The Project Scene
- Customized Products According To Customer Needs



Full Cycle

- System Design
- Structure Optimization
- Professional Installation
- More Than 25 Years Of Service Life Guarantee
- Full Cycle Service

Part 04

AKCOME iCross FLEXIBLE MOUNTING SYSTEM

Product Displays

Flexible Mounting System The Global Excellent Cases



Wuhan China, 20MW, Flexible Mounting System



Sichuan China, 35MW, Flexible Mounting System



Qinghai China, 15MW, Flexible Mounting System

THANKS!



苏州爱康金属科技有限公司

AKCOME METALS TECHNOLOGY (SUZHOU) CO., LTD.

江苏省张家港市经济开发区金塘西路108号

No.108, West Jintang Rd,
Zhangjiagang Economic Development Zone,
Zhangjiagang, Jiangsu P.R. China

www.akcomemetals.com

PV MOUNTING SYSTEM

智慧支架·创益光伏新价值

