



GOLDEN SOLAR

**Make Solar Energy More Efficient!**

# JGDN120-0BB

## HJT Bifacial Module



Based on 210 mm wafer, N-type bifacial HJT half-cut cells



Module power up to 680W; module efficiency up to 24.03%



OBB thin-slice half-cut technology, using a stencil printing process and silver-coated copper



Power output from the front is 4.1% more than that of TOPCon module



No Boron-Oxygen-Induced Degradation (BO-LID), excellent anti-LeTID & anti-PID performance. Low power degradation, and high energy yield



Bifaciality up to 95%

# 650W~680W



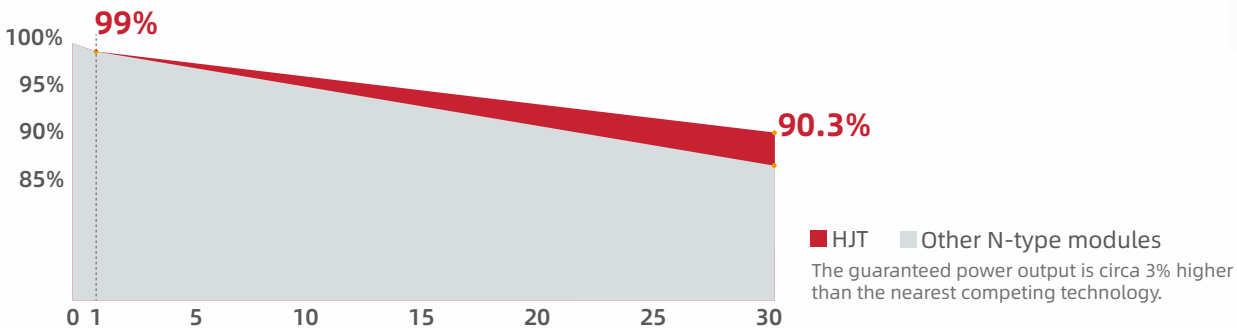
Size > 2 m<sup>2</sup>



15-Year Warranty for Materials and Processing



30-Year Warranty for Extra Linear Power Output



# JGDN120-0BB



**GOLDEN SOLAR**

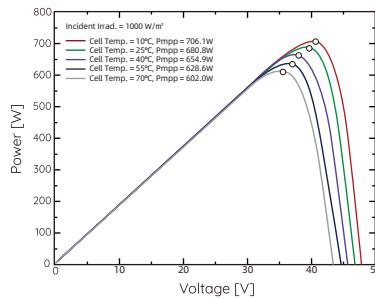
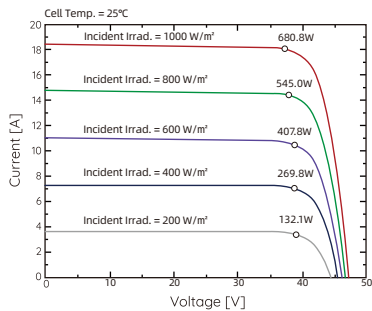
**STC** STC (Standard Test Conditions): Irradiance 1000 W/m<sup>2</sup>, Cell Temperature 25°C, Air Mass 1.5.

Model	JGDN120-650	JGDN120-655	JGDN120-660	JGDN120-665	JGDN120-670	JGDN120-675	JGDN120-680
Power Tolerance (0~+5W)	STC	STC	STC	STC	STC	STC	STC
Pmax (W)	650	655	660	665	670	675	680
Vmp (V)	38.88	39.01	39.15	39.28	39.41	39.56	39.71
Imp (A)	16.72	16.79	16.86	16.93	17.00	17.06	17.12
Voc (V)	45.86	46.02	46.18	46.34	46.50	46.66	46.82
Isc (A)	17.53	17.64	17.75	17.86	17.97	18.08	18.19
Panel Efficiency (%)	22.97	23.14	23.32	23.50	23.67	23.85	24.03

**BSTC** BSTC (Bifacial Standard Test Conditions): Front Side Irradiation 1000 W/m<sup>2</sup>, Back Side Reflection Irradiation 135 W/m<sup>2</sup>, Air Mass 1.5, Ambient Temperature 25°C.

Model	JGDN120-650	JGDN120-655	JGDN120-660	JGDN120-665	JGDN120-670	JGDN120-675	JGDN120-680
Power Tolerance (0~+5W)	BSTC	BSTC	BSTC	BSTC	BSTC	BSTC	BSTC
Pmax (W)	728	734	739	745	750	756	762
Vmp (V)	38.88	39.01	39.15	39.28	39.41	39.56	39.71
Imp (A)	18.73	18.80	18.88	18.96	19.04	19.11	19.18
Voc (V)	45.86	46.02	46.18	46.34	46.50	46.66	46.82
Isc (A)	19.63	19.76	19.88	20.00	20.13	20.25	20.37

## Electrical Curves (680W):



## Mechanical Specification

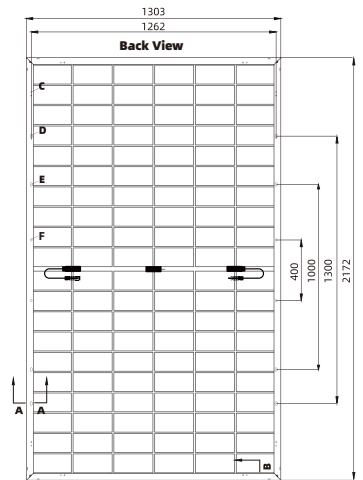
Solar Cell Type	120 half-cut, N-type, HJT cells
Module Dimensions	2172×1303×35 mm
Module Weight	35.5 kg
Front Side	Anti-reflective coated solar glass, 2.0 mm thick
Back Side	Solar glass, 2.0 mm thick
Frame	Anodized aluminum
Junction Box	3 bypass diodes, IP68 rated to IEC 62790
Cable	4 mm <sup>2</sup> PV cable, 0.3 m long (lengths can be customized), complies with EN 50618
Connector	MC4 EVO2 compatible

## Properties of System Design

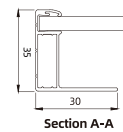
Maximum System Voltage	1500V
Maximum Series Fuse Rating	35A
Snow Load	5400Pa
Wind Load	2400Pa
Fire Class	IEC Class C, UL Class C, UNI Class 1
Protection Class	Class II
Operating Temperature	-40 to +85°C

## Temperature Coefficients

Temperature Coefficient of Isc	+0.033 %/°C
Temperature Coefficient of Voc	-0.243 %/°C
Temperature Coefficient of Pmax	-0.254 %/°C
Nominal Module Operating Temperature (NMOT)	43±3/ °C



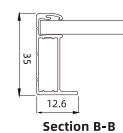
Unit:mm  
Tolerance:Length: ±2mm Width: ±2mm



Section A-A



Grounding holes C



Section B-B

Mounting holes D & E

Mounting holes F

## Comprehensive Certificates

- IEC 61215, IEC 61730
- UNI 9177, UL 790, MCS, PVEL
- ISO 9001, ISO 14001, ISO 45001

## Packing

31 pcs/pallet, 558 pcs/40'HQ container

\*The specifications and key features contained in this datasheet may deviate slightly from our actual products due to the ongoing innovation and product enhancement. Golden Solar reserves the right to make necessary adjustments to the information described herein at any time without further notice.